



## Coronavirus Disease 2019 (COVID-19)

Updated August 5, 2020

**Case update schedule:** Daily case updates are now being published as soon as data is prepared, with charts and other reports appearing afterward as they become available.



The national Centers for Disease Control and Prevention (CDC) and the Mississippi State Department of Health continue to closely monitor the outbreak of respiratory illnesses caused by the novel (new) coronavirus COVID-19, and are working to limit the spread of cases nationally and in Mississippi. MSDH is actively working with doctors and hospitals to quickly identify cases and respond effectively to limit this outbreak.



**Home isolation is mandatory if you have tested positive for COVID-19** by [order of the State Health Officer](#). If you have been in contact with someone who has COVID-19, quarantine is also important to protect others.

▶ **What you should do**

If you are awaiting results of **routine testing** not related to exposure, you may [return to work](#) and follow the safety guidance of your employer.

**Face coverings are required** by order of the Governor for all Mississippians in [schools](#), businesses and indoor public spaces, and in outdoor public spaces where consistent social distancing is not possible. [Details and exceptions »](#)

**Mask and social distancing requirements for eight new counties:** Thirty-seven counties have now been ordered by the Governor to observe stricter limits on gathering sizes, social distance in businesses, and other safety measures to control the high local rates of COVID-19. [Full details »](#)

**Guide to Executive Orders:** A handy summary of COVID-19 Executive Orders from the Governor, organized by who and what they apply to (Updated July 27). [View the guide »](#)

**Report a restaurant not following COVID-19 safety orders:** E-mail the details to [food@msdh.ms.gov](mailto:food@msdh.ms.gov)

## Healthcare Professionals

Guidance and more →

- ▶ [MSDH guidance](#)
- ▶ [Specimens](#)

- ▶ [Lab dropoff](#)
- ▶ [CDC guidance](#)
- ▶ [MS-HAN Alerts](#)

---

[ALL HEALTHCARE](#)

## Current Cases and Statistics

County and state data →

- ▶ [Current cases and deaths](#)
- ▶ [County data summaries](#)
- ▶ [Data charts and map](#)
- ▶ [Long-term care facilities](#)
- ▶ [Lab testing](#)
- ▶ [Recoveries](#)

---

[ALL STATISTICS](#)

## Prevention, Safety and Testing

Personal and community →

- ▶ [Personal protection](#)
- ▶ [Business and community](#)
- ▶ [Gatherings and events](#)
- ▶ [State agencies](#)
- ▶ [Find COVID-19 testing](#)
- ▶ [After you get tested](#)

---

[ALL PREVENTION](#)

Mississippi Coronavirus Hotline (7 days a week, 7 a.m.–7 p.m.): **877-978-6453**

Hard of hearing? Dial 711 for assistance.

---

## General Information

- ▶ [Overview, questions and answers, handouts, and information in other languages](#)

---

## COVID-19 in Mississippi

## New Cases and Deaths as of August 4

### NEW CASES

**1,245**

New COVID-19 positive test results reported to MSDH as of 6 p.m. yesterday.

### NEW DEATHS

**51**

New COVID-19 related deaths reported to MSDH as of 6 p.m. yesterday.

County	Total
Alcorn	1
Copiah	1
Covington	1
Forrest	1
Harrison	1
Hinds	2
Jackson	1
Lafayette	2
Lee	1
Leflore	1
Marshall	1
Oktibbeha	1
Panola	1
Pike	1
Pontotoc	1
Prentiss	3
Scott	1
Sharkey	2
Simpson	2
Tippah	1
Tishomingo	1
Union	1
Walthall	1
Warren	1
Washington	2

\* **19** confirmed COVID-19 related deaths occurred between July 11 and July 29, identified from death certificate reports. The additional deaths were reported in the following counties:

County	Total
Clay	1
Copiah	1
Forrest	1
Harrison	2
Lauderdale	2
Lawrence	2
Lee	1
Lowndes	1
Monroe	1
Neshoba	2
Panola	1
Rankin	1
Tate	2
Yazoo	1

## LTC OUTBREAKS

173

Current outbreaks in long-term care facilities only. (See [LTC facility outbreak definition](#).)

**About our case counts:** We currently update our case totals each day based on test results from the previous day. Outside laboratories also report positive test results to us, which are included in our totals. Repeated tests for the same individual are counted only once. County case numbers and deaths may change as investigation finds new or additional information.

## County COVID-19 Data

### Race and Ethnicity

- ▶ [Total COVID-19 cases and deaths by county, race and ethnicity](#) PDF  
Current and past data tables, updated daily

### Trends and Data for Individual Counties

- ▶ [Weekly COVID-19 summaries for each Mississippi county](#)

### High Cases and Incidence

- ▶ [Mississippi counties ranked by weekly cases and incidence](#)

## Cumulative Cases and Deaths by County

Totals of all reported COVID-19 cases for 2020, including those in long-term care (LTC) facilities.

**The numbers in this table are provisional.** County case numbers and deaths may change as investigation finds new or additional information. The data provided below is the most current available.

County	Total Cases	Total Deaths	Total LTC Facility Cases	Total LTC Facility Deaths
Adams	596	25	45	12
Alcorn	377	5	1	1
Amite	217	6	13	2
Attala	510	24	89	20
Benton	128	0	1	0
Bolivar	1010	32	47	9
Calhoun	392	9	23	4
Carroll	248	11	45	9
Chickasaw	438	19	35	11
Choctaw	129	4	0	0
Claiborne	399	13	43	9
Clarke	322	25	19	9
Clay	380	14	2	1
Coahoma	684	10	4	2
Copiah	929	28	30	4
Covington	603	13	4	1
De Soto	3472	27	43	6
Forrest	1701	55	100	31
Franklin	115	2	3	1
George	545	4 *	1	0
Greene	230	11	35	6
Grenada	819	21	74	12
Hancock	349	14	8	4
Harrison	2287	35 *	136	15
Hinds	5416	112	254	49
Holmes	859	48	97	20
Humphreys	281	11	19	6
Issaquena	24	1	0	0
Itawamba	323	10	34	7
Jackson	2156	41 *	68	7
Jasper	379	9	1	0
<b>Total</b>	<b>63,444</b>	<b>1,804</b>	<b>3,765</b>	<b>789</b>

County	Total Cases	Total Deaths	Total LTC Facility Cases	Total LTC Facility Deaths
Jefferson	193	6	6	1
Jefferson Davis	225	6	3	1
Jones	1828	57	168	35
Kemper	227	15	38	9
Lafayette	907	14	83	11
Lamar	1177	13	4	2
Lauderdale	1379	90	205	56
Lawrence	302	7	13	0
Leake	776	25	4	0
Lee	1297	32	71	15
Leflore	882	61	184	42
Lincoln	787	41	116	27
Lowndes	1023	33	69	18
Madison	2363	60	180	31
Marion	634	19	15	2
Marshall	616	9	12	1
Monroe	731	51	127	41
Montgomery	302	3	0	0
Neshoba	1264	90	108	35
Newton	530	11	7	1
Noxubee	438	11	16	3
Oktibbeha	1077	37	176	24
Panola	960	12 *	7	1
Pearl River	515	37	56	15
Perry	220	7	0	0
Pike	861	33	72	15
Pontotoc	780	8	4	1
Prentiss	369	9	25	3
Quitman	238	1	0	0
Rankin	2202	31	89	10
Scott	978	20	15	3
Sharkey	191	3	6	1
Simpson	767	30	27	13
<b>Total</b>	<b>63,444</b>	<b>1,804</b>	<b>3,765</b>	<b>789</b>

County	Total Cases	Total Deaths	Total LTC Facility Cases	Total LTC Facility Deaths
Smith	389	13	54	8
Stone	160	3	3	1
Sunflower	942	23	12	2
Tallahatchie	512	10	7	2
Tate	683	27 *	34	12
Tippah	320	13	0	0
Tishomingo	344	5	29	0
Tunica	307	6	12	2
Union	552	15	23	8
Walthall	482	19	65	9
Warren	995	31	89	14
Washington	1548	35	44	12
Wayne	749	21	57	10
Webster	211	12	52	11
Wilkinson	193	13	8	3
Winston	593	15	40	11
Yalobusha	304	10	35	7
Yazoo	803	12	21	2
<b>Total</b>	<b>63,444</b>	<b>1,804</b>	<b>3,765</b>	<b>789</b>

\* **Note:** A death previously reported in George County has been corrected to Jackson County. A death previously reported in Harrison County has been corrected to Jackson County. A death previously reported in Panola County has been corrected to Tate County.

## Case Classifications

Mississippi investigates and reports both probable and confirmed cases and deaths according to the [CSTE case definition](#).

	Confirmed	Probable	Total
Cases	62,384	1,060	<b>63,444</b>
Deaths	1,754	50	<b>1,804</b>

Confirmed cases and deaths are generally determined by positive PCR tests, which detect the presence of ongoing coronavirus infection.

Probable cases are those who test positive by other testing methods such as antibody or antigen, and have recent symptoms consistent with COVID-19, indicating a recent infection.

Probable deaths are those individuals with a designation of COVID-19 as a cause of death on the death certificate, but where no confirmatory testing was performed.

## Long-Term Care Facility Cases and Outbreaks

Based on updated national guidelines, the MSDH Office of Epidemiology has modified the definition of COVID-19 outbreaks in Long-Term Care Facilities (LTCF). Beginning August 1, 2020, a single case of COVID-19 in only one employee or staff member will no longer constitute an outbreak.

**Updated COVID-19 outbreak definition in LTCFs:** A single confirmed COVID-19 infection in an LTCF resident, or more than one COVID-19 infection in employees or staff in a 14-day period.

This change will affect the number of outbreaks reported in long-term care facilities from August 1 forward. One case of COVID-19 in an employee of a LTCF will still prompt an investigation by MSDH.

Long-term care (LTC) facilities like nursing homes are considered high risk locations because their residents are older or in poor health. We investigate residents, staff and close contacts of infected individuals for possible exposure. Residential care facilities also represent group living facilities where COVID-19 can be easily spread.

- ▶ [Mississippi COVID-19 cases and deaths in long-term care facilities](#) PDF  
Long-term care facilities include nursing homes, personal care homes, assisted living homes, and intermediate care facilities for individuals with intellectual disability (ICF-IID)
- ▶ [Mississippi COVID-19 cases and deaths in residential care facilities](#) PDF  
Residential care facilities include psychiatric or chemical dependency residential treatment centers and long-term acute care facilities.

## Active Outbreaks

The table of active outbreaks lists all facilities that have reported a current COVID-19 outbreak. Resident and employee totals are for those cases associated with the current outbreak **only**. The reported deaths are those which have occurred only among the cases in the current outbreak.

- ▶ [Mississippi long-term care facilities with active COVID-19 outbreaks](#) PDF  
As of July 31, 2020

---

## Mississippi COVID-19 Data Charts and Map

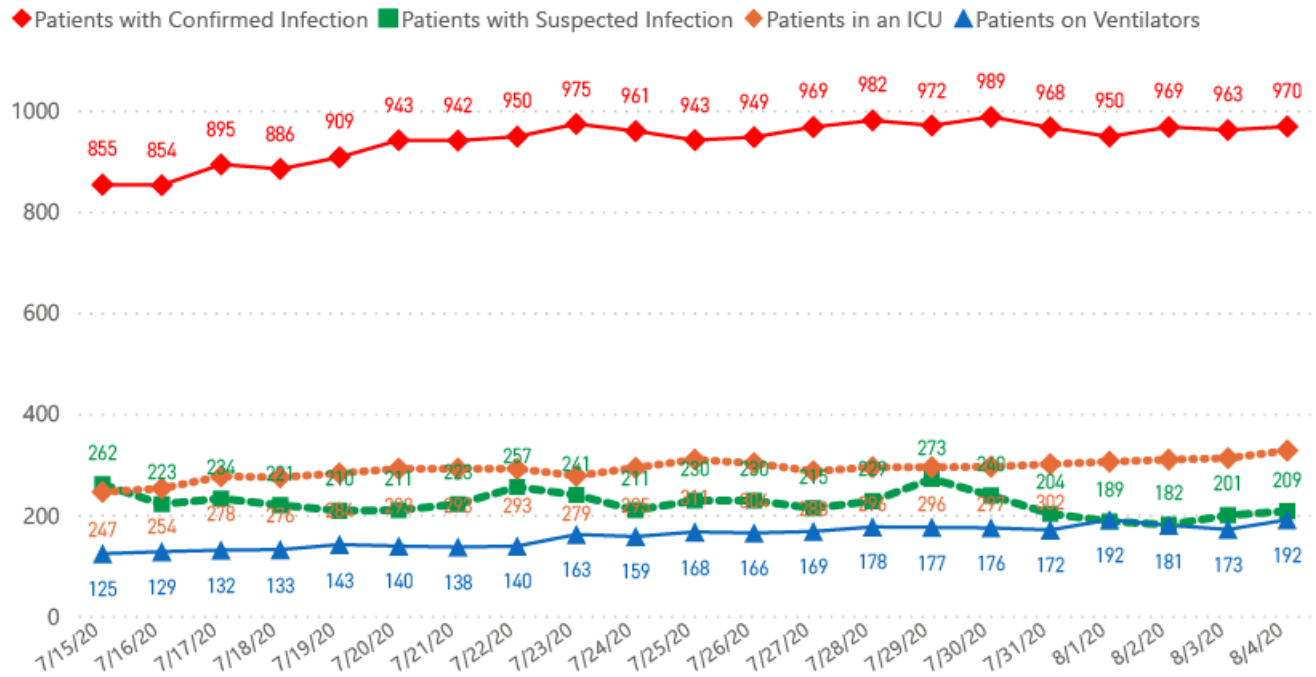
**All data reports below are updated as they become available.** Updates are made daily except where noted.

### Hospitalizations and Bed Availability

- ▶ [Interactive chart of hospitalizations by date](#)
- ▶ **NEW:** [Interactive chart of local and state hospital bed availability](#)
- ▶ [Daily hospital capacity reports](#)



## COVID-19 Hospitalizations Reported by MS Hospitals, 7/15/20-8/4/20 \*,\*\*



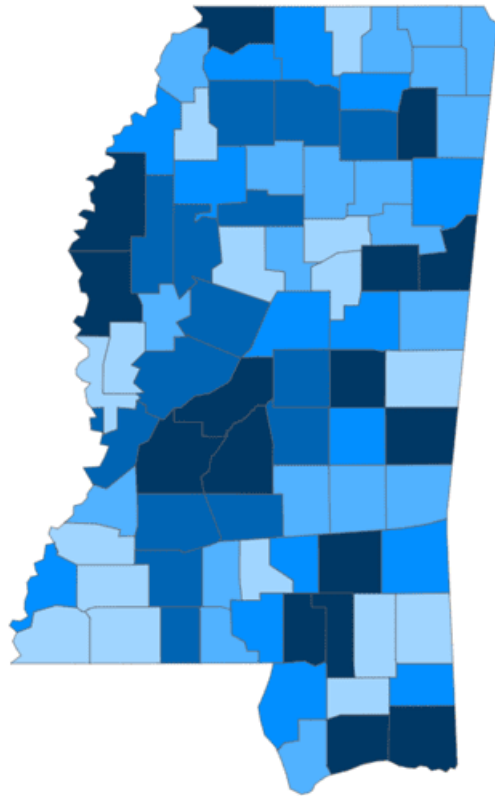
## Cases and Deaths Data Charts

Our state case map and other data charts are also available in interactive form.

- ▶ [View interactive map](#)
- ▶ [View interactive epidemiological trend and syndromic surveillance](#)

The charts below are based on available data at the time of publication. Charts do **not** include cases where insufficient details of the case are known.

Mississippi COVID-19  
Cases and Deaths by Race with Ethnicity  
as of 6 pm CT, August 4, 2020



● 1 to 250 ● 251 to 500 ● 501 to 750 ● 751 to 1000 ● >1000

Total Cases  
**63,444**

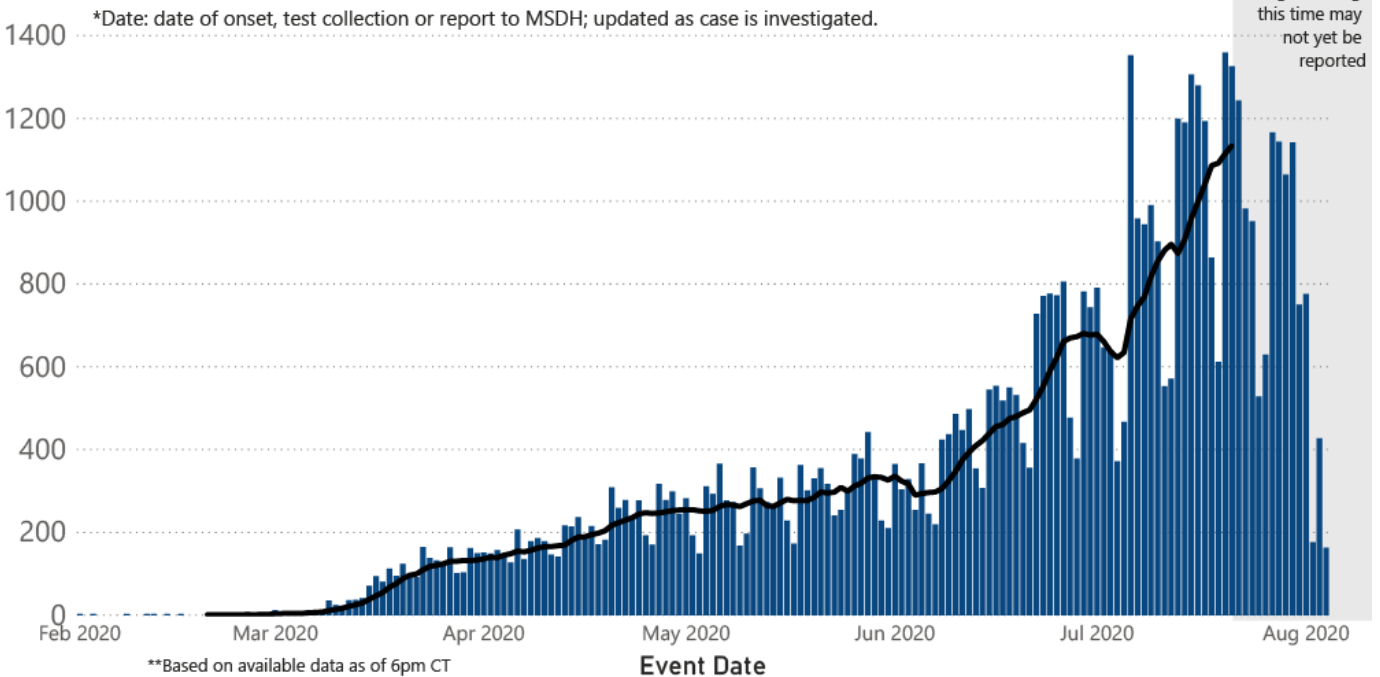
	American Indian or Alaska Native	Asian	Black	White	Other	Unknown
Non Hispanic	444	157	21,372	15,300	732	245
Hispanic	12	8	71	558	1,379	73
Unknown Ethnicity	765	43	5,422	4,158	4,283	8,422

Total Deaths  
**1,804**

	American Indian or Alaska Native	Asian	Black	White	Other	Unknown
Non Hispanic	61	0	817	687	10	0
Hispanic	1	0	2	13	10	1
Unknown Ethnicity	18	1	73	73	14	23

COVID-19 Cases by Date\* through August 4, 2020\*\*, Mississippi

● Cases — 7 Day Average



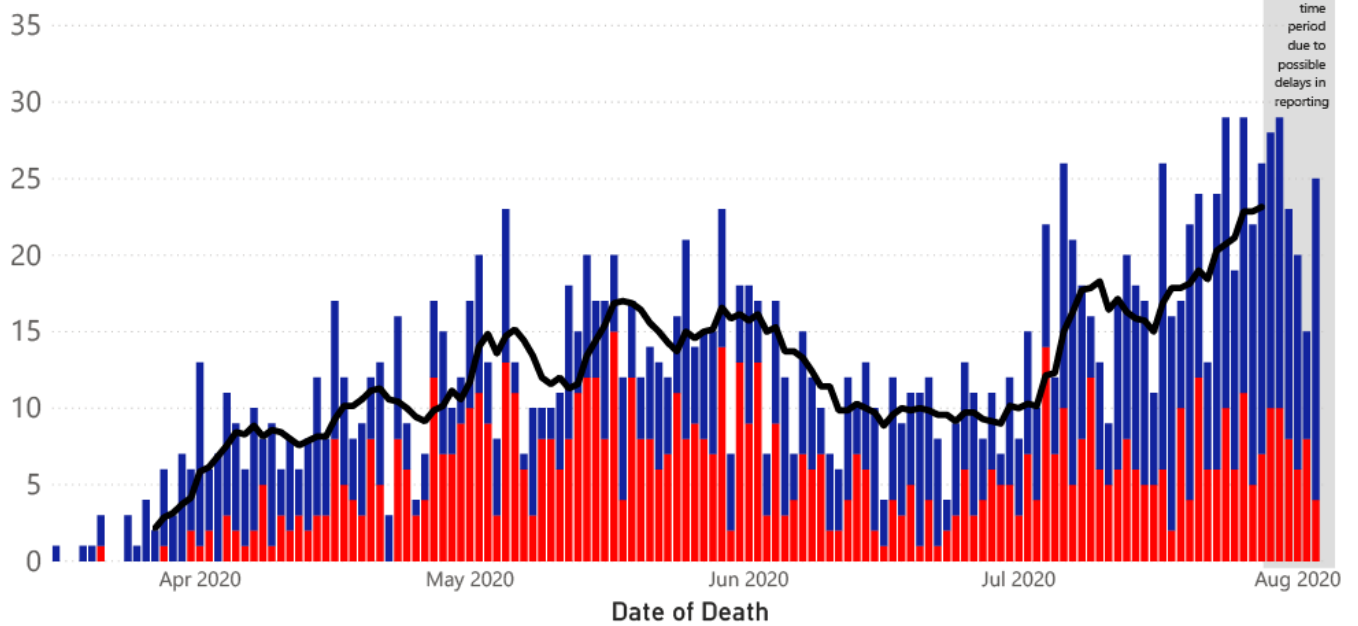
\*\*Based on available data as of 6pm CT

**Note:** Values up to two weeks in the past on the chart of Cases by Date above can change as we update it with new information from disease investigation.

## COVID-19 LTCF\* and Non-LTCF Deaths by Date of Death through August 4, 2020\*\*, Mississippi

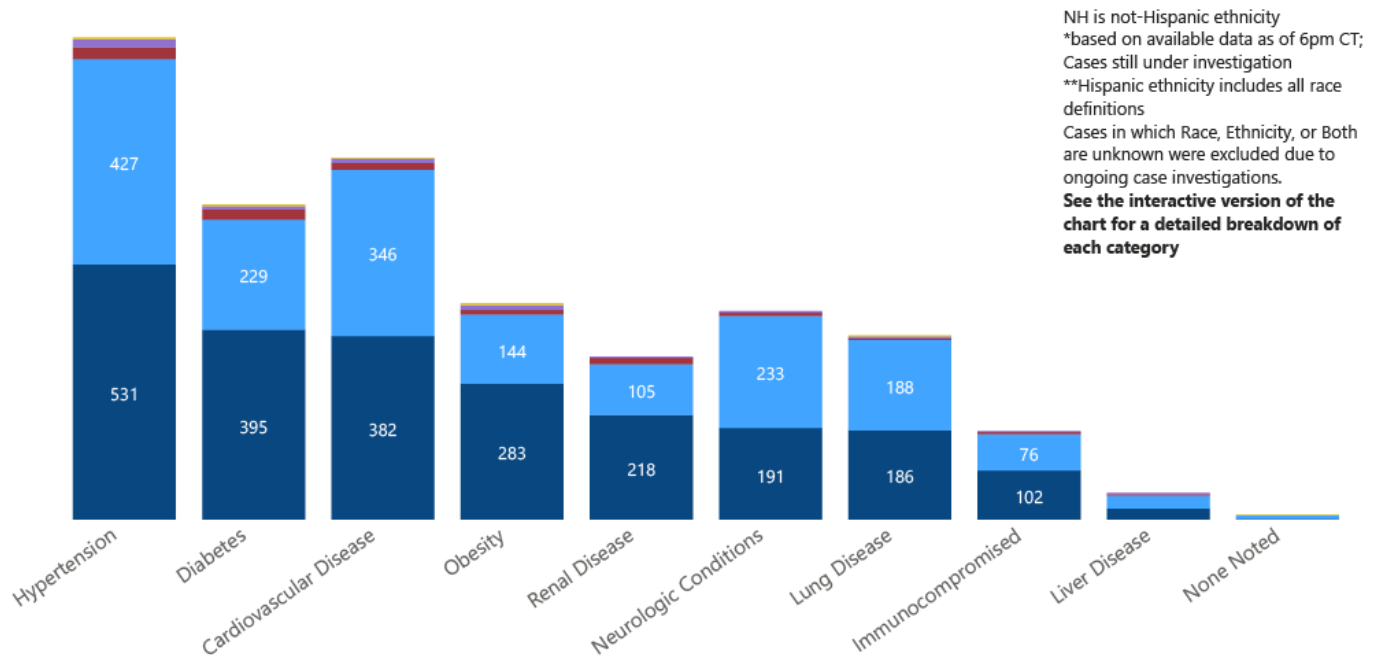
● Resident of LTCF Deaths ● Non-Resident of LTCF Deaths — 7 Day Average

40 \*LTCF is Long Term Care Facility and includes Nursing Homes, ICF-IID, Assisted Living, and Personal Care Homes  
 \*\*based on available data as of 6pm CT

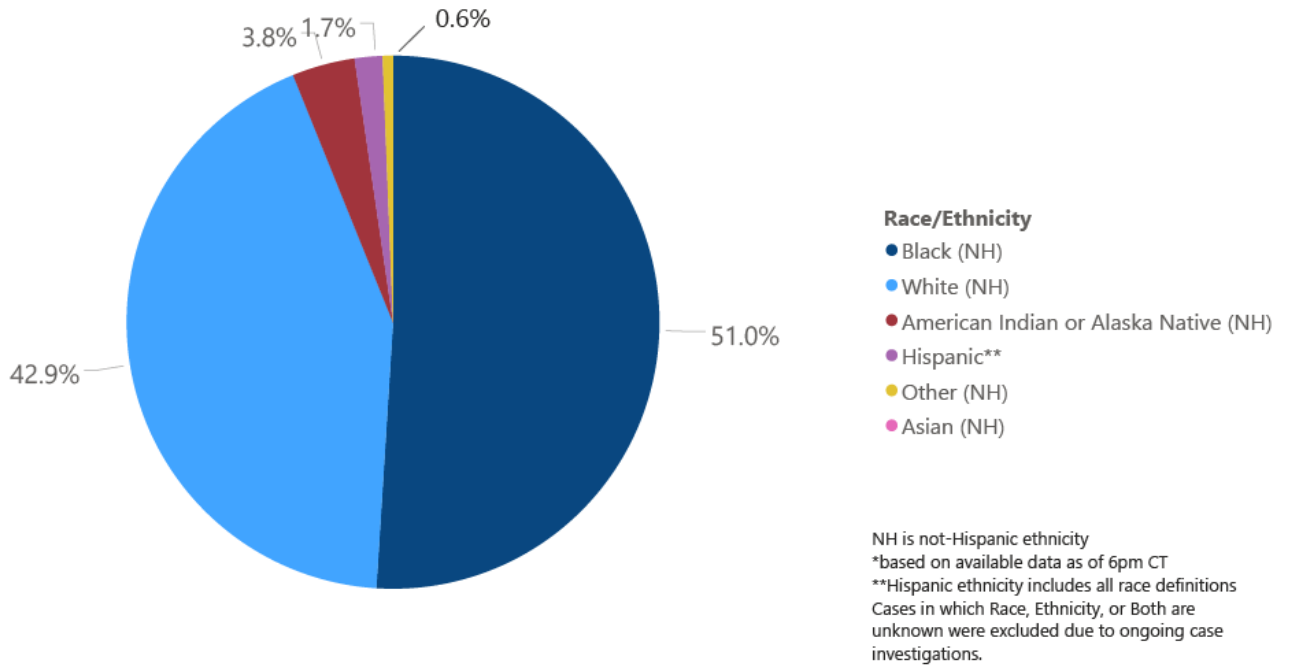


## COVID-19 Underlying Conditions in Deaths by Race/Ethnicity through August 4, 2020\*, Mississippi

Race/Ethnicity ● Black (NH) ● White (NH) ● American Indian or Alaska Native (NH) ● Hispanic\*\* ● Other (NH) ● Asian (NH)

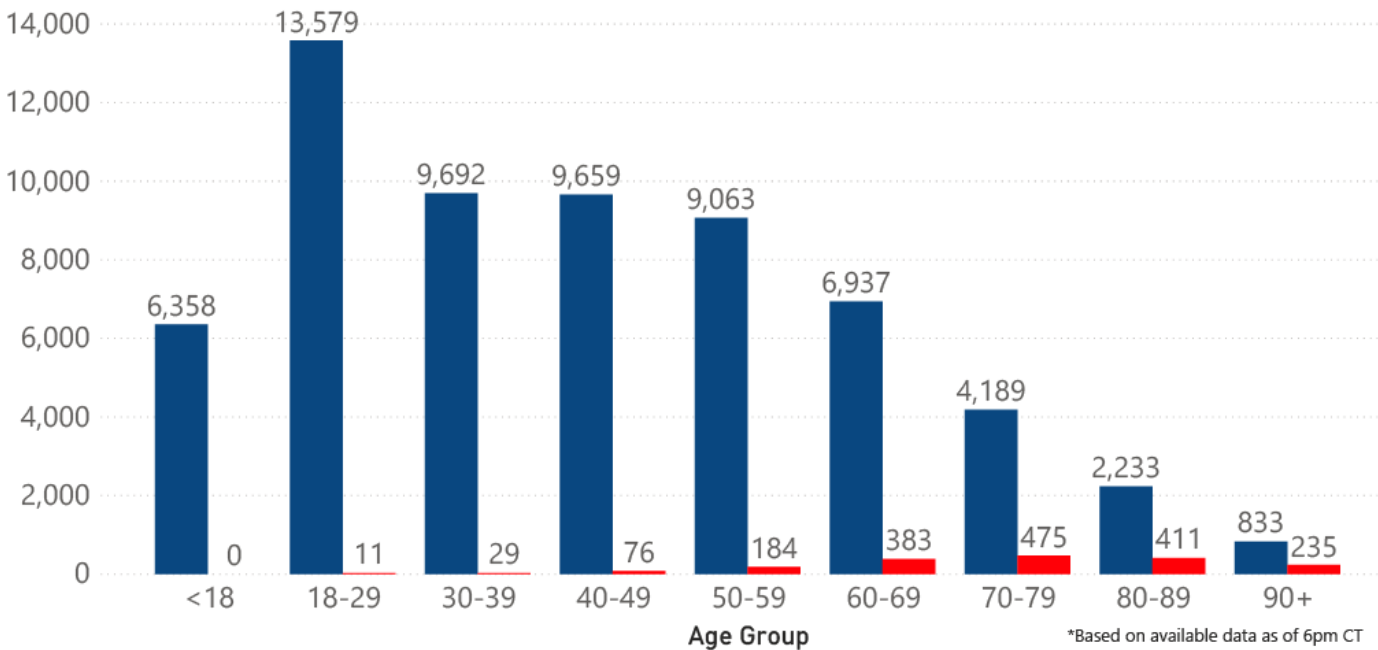


## COVID-19 Deaths by Race/Ethnicity through August 4, 2020\*, Mississippi

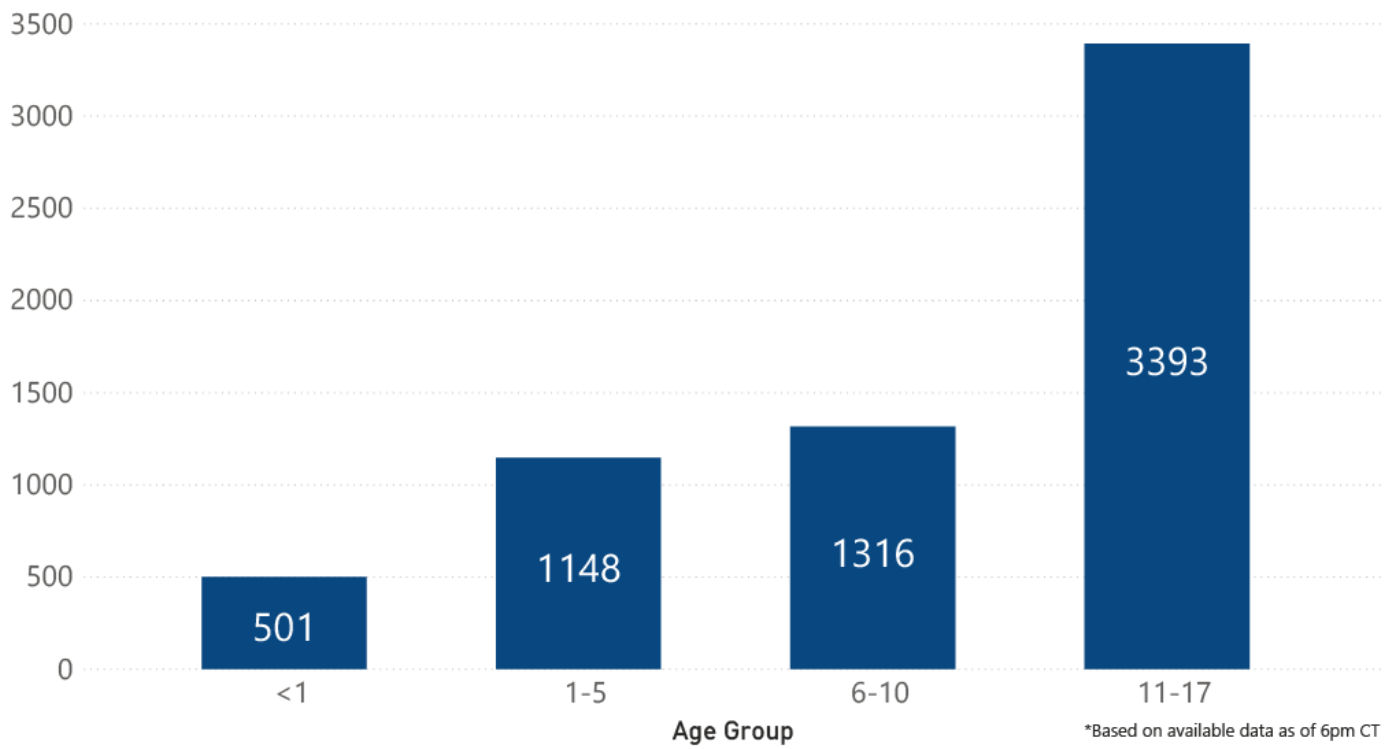


## COVID-19 Cases and Deaths by Age Group through August 4, 2020\*, Mississippi

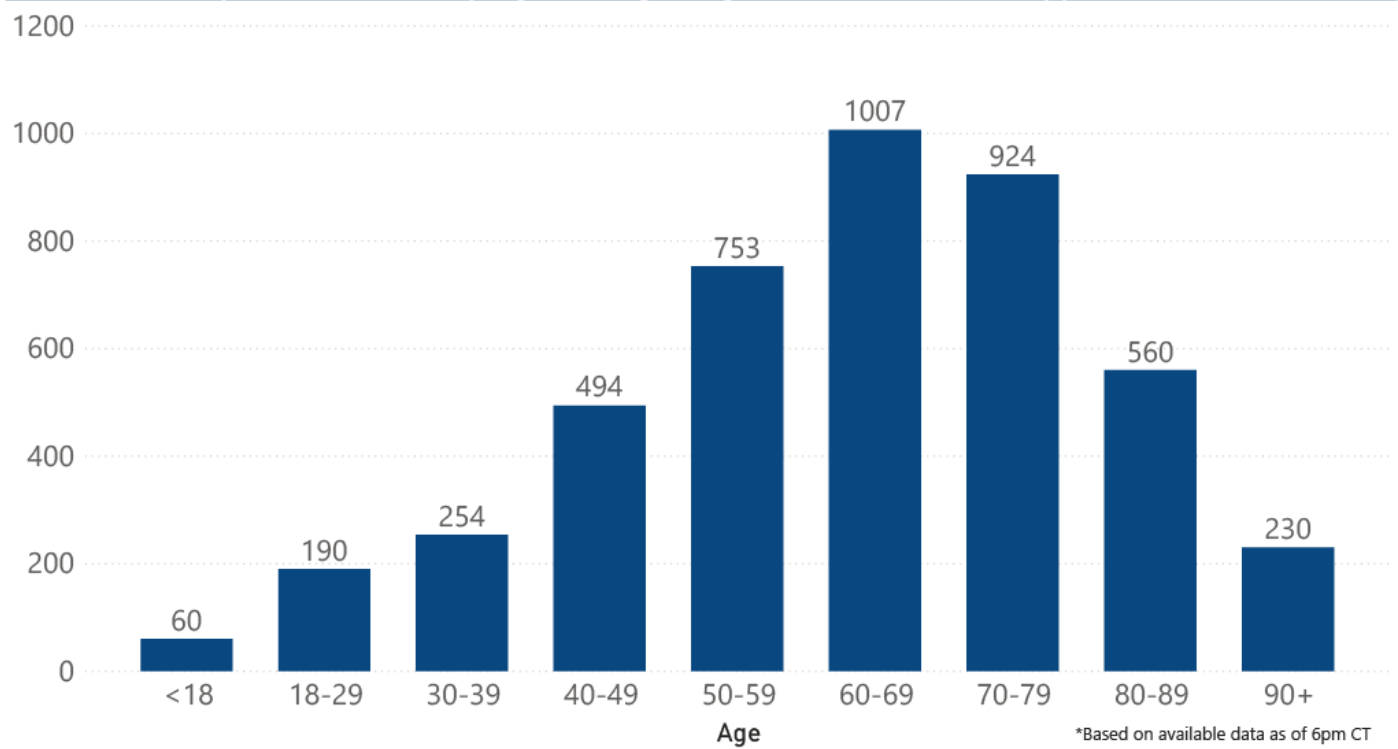
● Cases ● Deaths



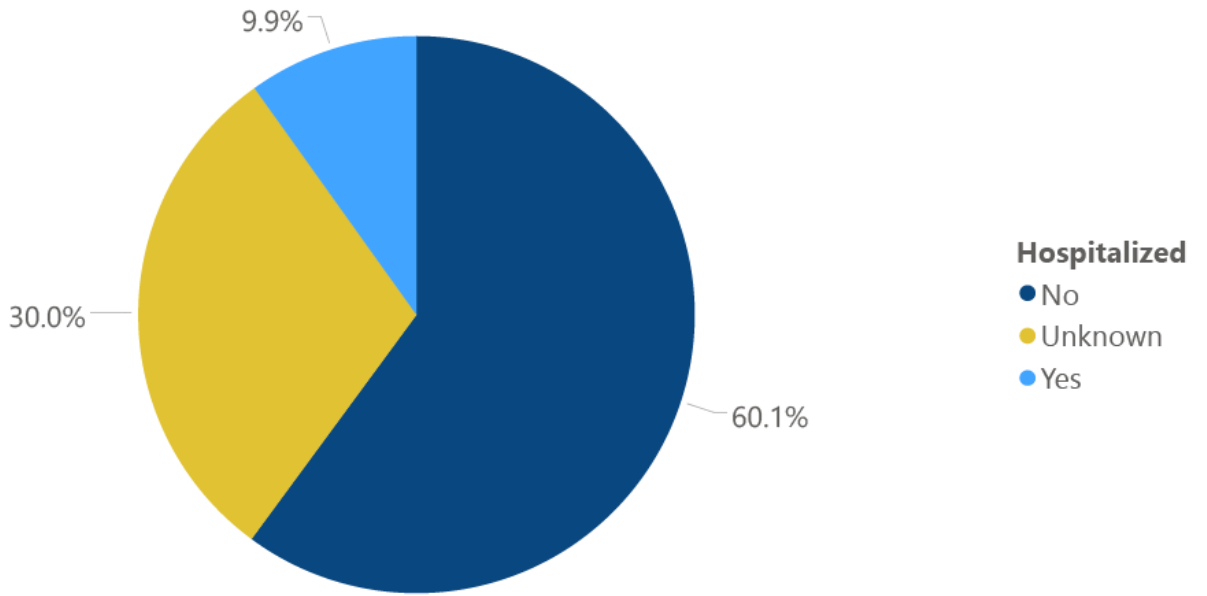
### COVID-19 Pediatric Cases by Age Group through August 4, 2020\*, Mississippi



### COVID-19 Hospitalized Cases by Age through August 4, 2020\*, Mississippi



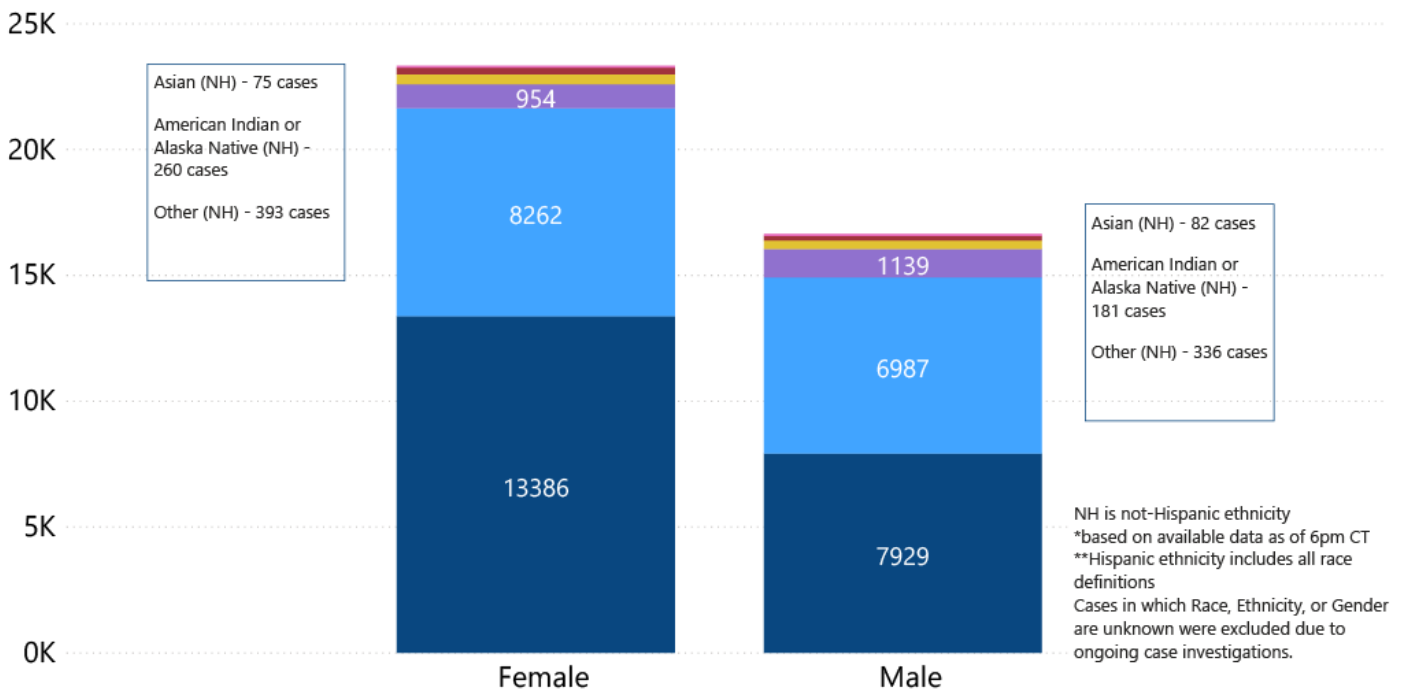
# COVID-19 Cumulative Hospitalizations-Investigated Cases August 4, 2020 \*



\* N=45,251; 18,193 cases excluded due to ongoing investigations, based on available data as of 6 pm CT

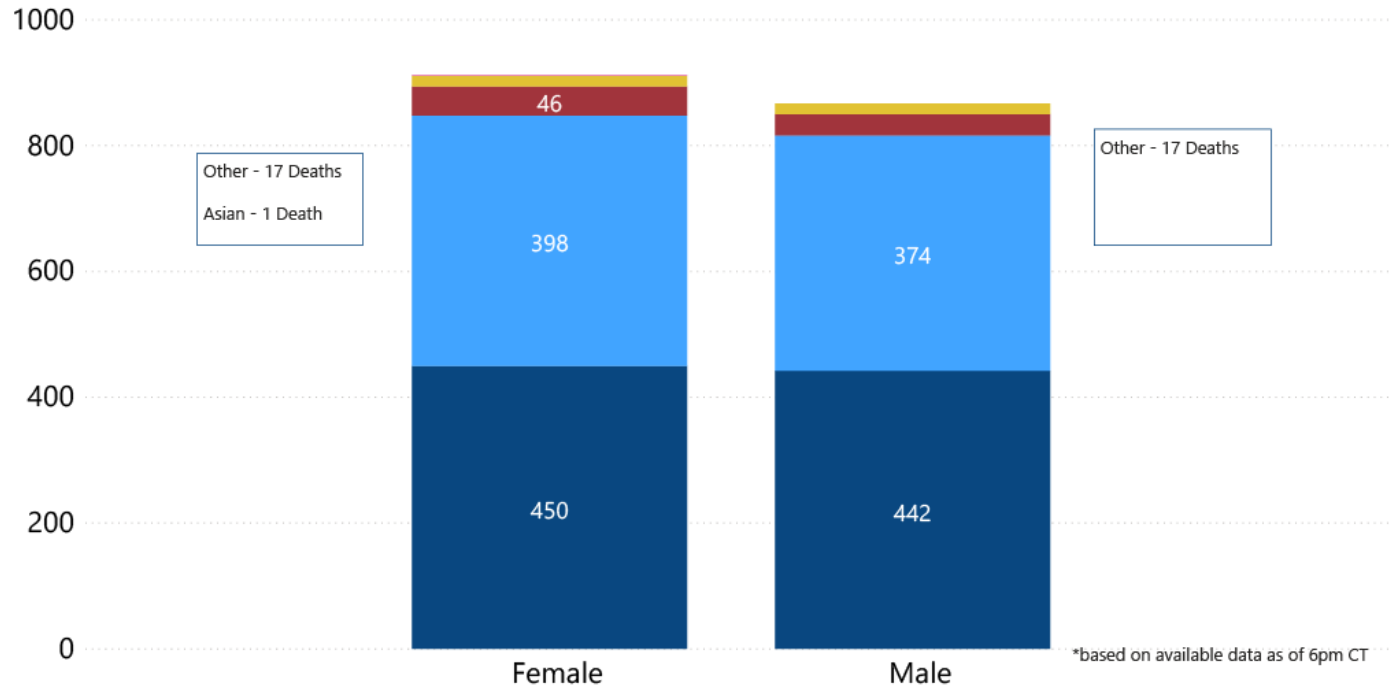
# COVID-19 Cases by Race/Ethnicity and Gender through August 4, 2020\*, Mississippi

**Race/Ethnicity** ● Black (NH) ● White (NH) ● Hispanic\*\* ● Other (NH) ● American Indian or Alaska Native (NH) ● Asian (NH)

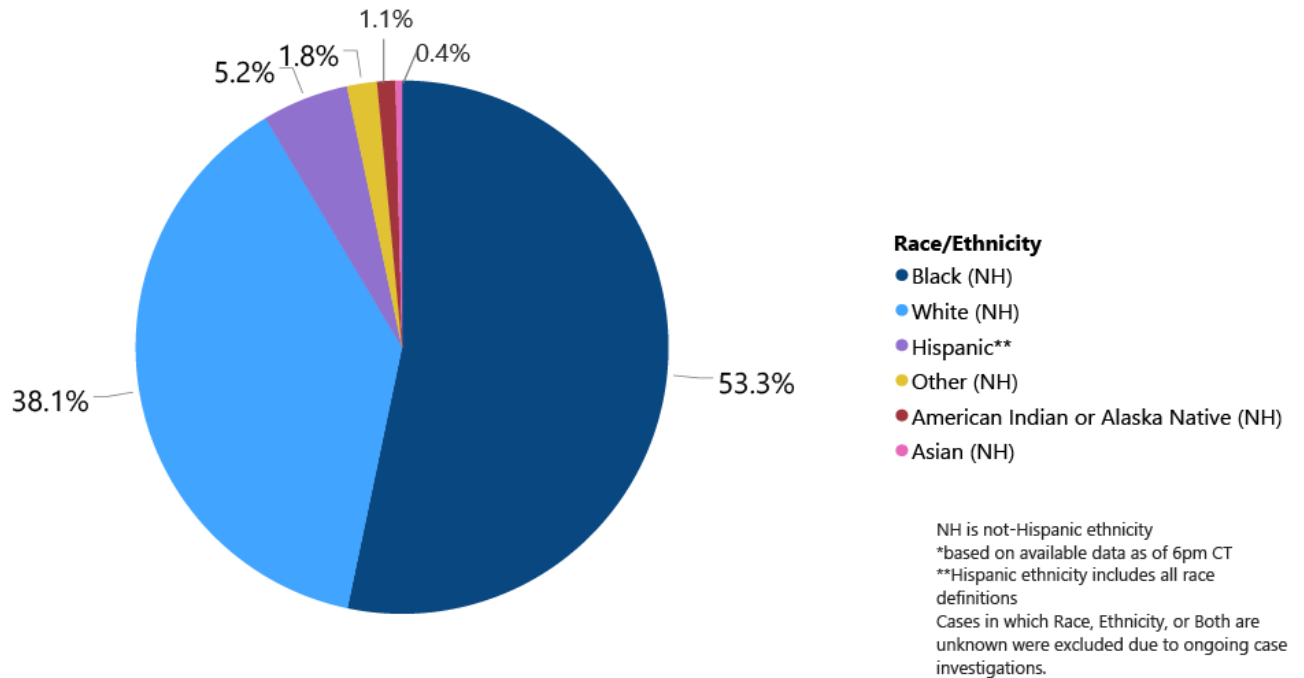


## COVID-19 Deaths by Race and Gender through August 4, 2020\*, Mississippi

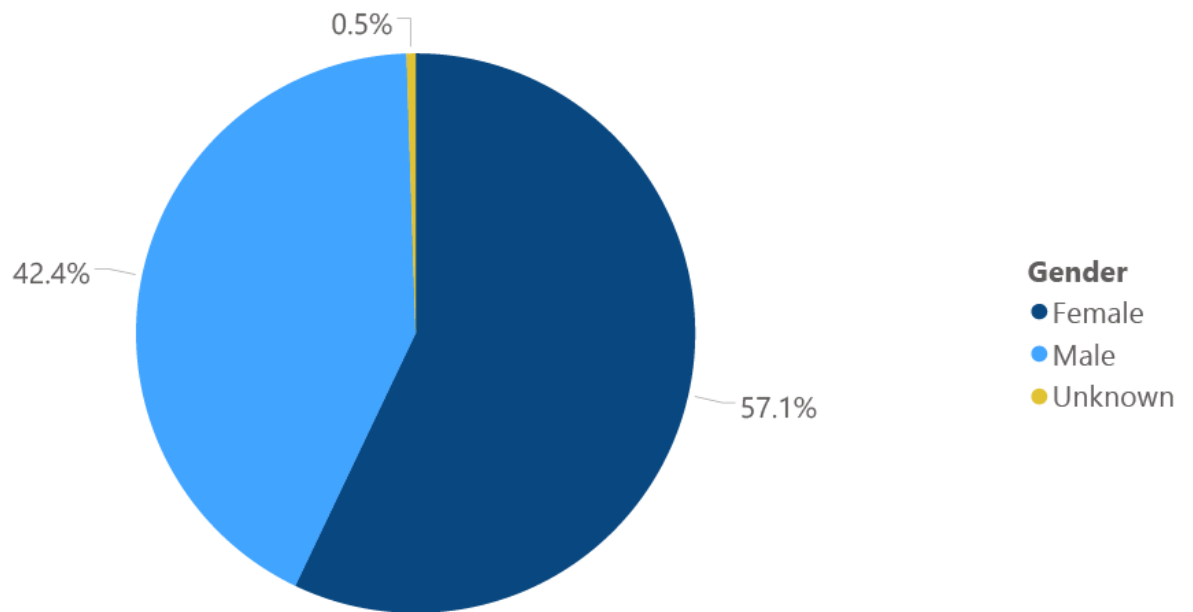
**Race** ● Black ● White ● American Indian or Alaska Native ● Other ● Asian



## COVID-19 Cases by Race/Ethnicity through August 4, 2020\*, Mississippi



## COVID-19 Cases by Gender through August 4, 2020\*, Mississippi



\*Based on available data as of 6pm CT

### Weekly High Case and High Incidence Counties

These weekly tables count cases based on the date of testing, not the date the test result was reported, and count only those cases where the date of testing is known.

They rank counties by weekly cases, and by incidence (cases proportional to population). A separate table ranking all counties is also available. **All tables updated weekly.**

► [Full tables of counties ranked by weekly incidence and cases](#) PDF



### COVID-19 High Case MS Counties Over 1 Week Period (July 20-July 26, 2020\*)

County	Cases (July 20-July 26)	Cases per 100,000 (July 20-July 26)	Cases to Date	Cases per 100,000 Total	Percent Change
HINDS	407	175.6	4624	1994.5	10%
RANKIN	176	113.4	1856	1195.3	10%
MADISON	157	147.7	2096	1972.3	8%
LEE	147	172.1	1020	1193.9	17%
DESOTO	136	73.5	2844	1537.8	5%
FORREST	126	168.2	1428	1906.6	10%
HARRISON	124	59.6	1824	876.6	7%
OKTIBBEHA	114	229.9	981	1978.3	13%
JONES	110	161.5	1591	2336.3	7%
PANOLA	93	272.0	747	2184.7	14%
LAMAR	92	145.2	972	1534.5	10%
BOLIVAR	90	293.8	766	2501.0	13%

\*based on available data as of 6pm CT  
 Cases based on test date. Cases without test date excluded due to ongoing investigations.  
 Table will be updated weekly.

### COVID-19 High Incidence MS Counties Over 1 Week Period (July 20-July 26, 2020\*)

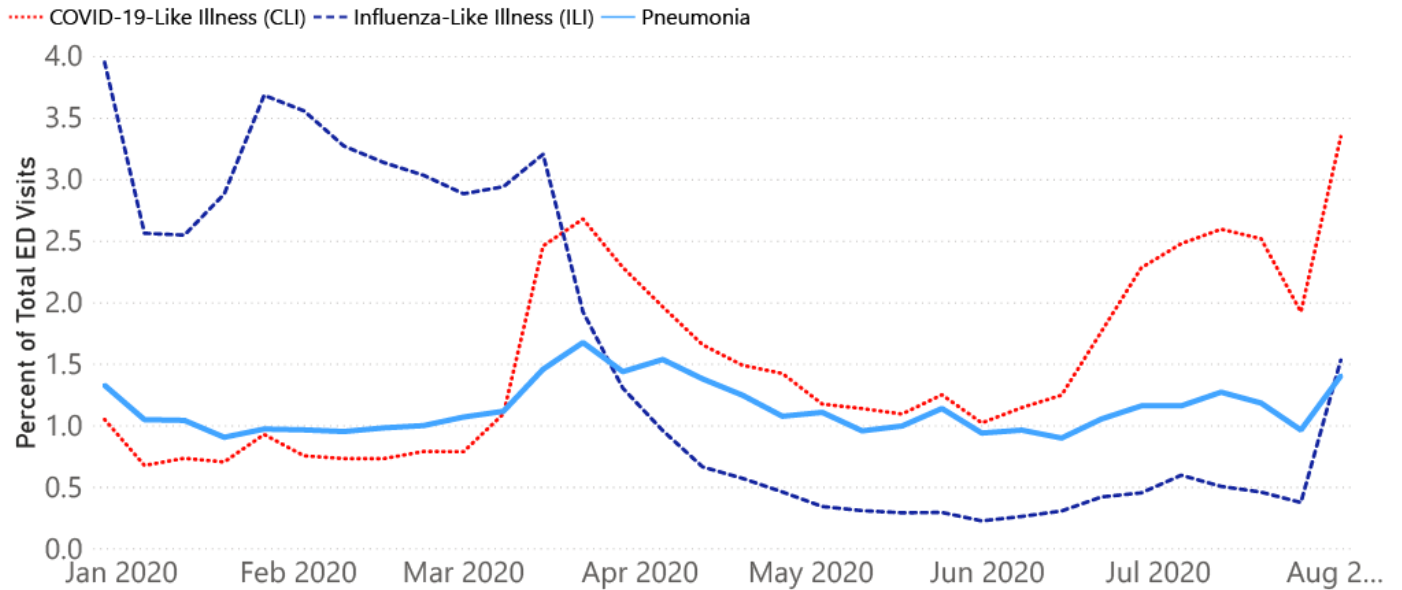
County	Cases (July 20-July 26)	Cases per 100,000 (July 20-July 26)	Cases to Date	Cases per 100,000 Total	Percent Change
QUITMAN	25	368.1	172	2532.4	17%
HOLMES	55	323.3	772	4538.5	8%
BOLIVAR	90	293.8	766	2501.0	13%
PERRY	35	292.3	179	1495.0	24%
COVINGTON	54	289.8	540	2897.6	11%
LAWRENCE	36	286.0	273	2169.1	15%
PANOLA	93	272.0	747	2184.7	14%
TISHOMINGO	52	268.3	230	1186.6	29%
COAHOMA	57	257.6	547	2472.4	12%
GREENE	33	242.9	200	1472.1	20%
MARION	57	232.0	516	2099.9	12%
SHARKEY	10	231.4	103	2383.7	11%

\*based on available data as of 6pm CT  
 Cases based on test date. Cases without test date excluded due to ongoing investigations.  
 Table will be updated weekly.

## Syndromic Surveillance

Emergency department visits by those with symptoms characteristic of COVID-19, influenza and pneumonia, updated weekly.

## Percentage of Emergency Department and Clinic visits for CLI, ILI, and Pneumonia Cases Weekly Statewide Summary, December 29, 2019 - August 2, 2020



\*The graph represents syndromic surveillance data from emergency department visits, reported electronically by hospitals throughout the state, that are consistent with COVID-19-Like Illness (CLI), Influenza-Like Illness (ILI), and Pneumonia. Based on available data as of 6pm CT. Graph will be updated weekly.

## Estimated Recoveries

Presumed COVID-19 cases recovered, estimated weekly (does not include cases still under investigation).

### COVID-19 Presumed Recovered Cases through August 2, 2020, Mississippi

# 42,391

## Presumed Recovered\*

\*Reflects Provisional Estimates. Presumed Recovered if:

- 1) It has been 14 days or more since the case tested positive, if they were not hospitalized
- 2) It has been 21 days or more since the case tested positive, if they were hospitalized or hospitalization was unknown.

All deaths excluded. Presumed recovered counts will be updated weekly.

- ▶ [COVID-19 cases in the United States \(CDC\)](#)
- ▶ [U.S. COVID-19 Tracker \(CDC\)](#)
- ▶ [COVID-19 Global Case Map \(Johns Hopkins University\)](#)

---

## COVID-19 Testing

### Statewide Combined Testing as of August 4

COVID-19 testing providers around the state include commercial laboratories as well as hospital labs. Combined with testing done by the MSDH Public Health Laboratory, the figures provide a complete picture of all Mississippi testing.

**PCR** testing detects current, active COVID-19 infection in an individual.

**Antibody** (serology) testing identifies individuals with past COVID-19 infection based on antibodies they develop one to three weeks after infection.

	<b>Total tests</b>	<b>PCR</b>	<b>Antibody</b>
MSDH Public Health Laboratory	83,087	83,087	0
Other testing providers	410,691	393,675	17,016
Total tests for COVID-19 statewide	<b>493,778</b>	<b>476,762</b>	<b>17,016</b>

### MSDH Individuals Tested as of August 4

MSDH Public Health Laboratory (MPHL) testing totals as of 3 p.m. These totals are for tests performed at the MPHL only.

- Total individuals tested by the MPHL: **66,515**
- Total positive individuals from MPHL tests: **7,415**

### Getting Tested for COVID-19

The MSDH Public Health Laboratory, its partners, and private providers are testing statewide for COVID-19.

Anyone with symptoms of fever, severe cough or severe chest pains – especially those who are older or in poor health – should make arrangements for testing with their doctor or one of the many healthcare providers now performing testing. Healthcare providers can assess your health history and symptoms, and perform testing for COVID-19 as needed. MSDH is also helping conduct free drive-up testing sites in many parts of the state. **Always call ahead to the testing provider for instructions on safely being examined before you visit for your test.**

- ▶ [Find a COVID-19 testing provider near you](#)

- ▶ [Video: A tour through COVID-19 testing at the MSDH Public Health Lab](#)

# Prevention and Guidance for Individuals and the Community

- ▶ [Preventive steps to take, recommendations, guidance and general information on COVID-19](#)

Our free newsletter includes monthly disease updates:



Last reviewed on Mar 5,

2020

[error on this](#)

[email page](#)

[print](#)

## *Related resources*

- ▶ [Local COVID-19 Testing Providers](#)
- ▶ [COVID-19 Guidance and Prevention for Individuals and the Community](#)  
Updated August 5, 2020

## *More topics*

- ▶ [\[ Espanol, Tieng Viet, ASL \]](#)
- ▶ [COVID-19 County Data](#)
- ▶ [COVID-19 Hospital Reports](#)
- ▶ [Diagnostic Testing EUA](#)
- ▶ [Handouts and Posters](#)
- ▶ [Healthcare Professionals](#)
- ▶ [Interactive Map and Charts](#)
- ▶ [Prevention and Safety Guidance](#)
- ▶ [Testing for COVID-19](#)



A few feet makes a big difference.

[#stopcovid19](#)

## AGENCY

[About Us](#)

[Administration](#)

[Board of Health](#)

[County Offices](#)

[Institutional Review](#)

[Jobs](#)

[Locations](#)

[Public Health Laboratory](#)

[RFPs/Grants](#)

[More »](#)

[Intranet](#)

[OHIT+ER Service Center](#)

[Webmail](#)

#### **INFORMATION**

---

[Apps](#)

[Calendar of Events](#)

[Contact Us](#)

[Meetings](#)

[Health Resources](#)

[Hotlines](#)

[Locations](#)

[News](#)

[Newsletter](#)

[Phone Numbers](#)

[Español](#)

#### **I NEED A ...**

---

[Birth Certificate](#)

[Certificate of Need](#)

[Children's Health Insurance](#)

[Complaint Form](#)

[Criminal History Check](#)

[Death Certificate](#)

[Divorce Record](#)

[Food Permit](#)

[Immunization Record](#)

[J-1 Visa](#)

[License Verification](#)

[Marriage Record](#)

[Professional License](#)

[Public Records Request](#)

[Wastewater Application](#)

#### **PUBLICATIONS**

---

[Annual Report](#)

[CON Weekly Reports](#)

[Health Facilities Directory](#)

[Mississippi Morbidity Reports](#)

[Public Health Report](#)

[State Health Plan](#)

[Strategic Plan](#)

[More »](#)

